

**ADDENDUM NO. 1  
TO  
PROPOSAL AND CONTRACT DOCUMENTS**

**RUSSELL REGIONAL AIRPORT  
ROME, GEORGIA**

**NORTH TERMINAL LANDSIDE IMPROVEMENTS  
SANITARY SEWER**

**TO: ALL PROSPECTIVE OFFERORS**

**DATE: JUNE 12, 2014**

---

This Addendum forms a part of the Bidding and Contract Documents and modifies the original documents as noted below. Acknowledge receipt of this Addendum in the space provided in the Proposal Form (Page 00410-2). Failure to do so may subject a bidder to disqualification.

This Addendum consists of thirteen (13) pages which include the Pre-Bid Conference Minutes, Project Manual Revisions / Clarifications, and Construction Drawing Revisions / Clarifications. Also incorporated into this Addendum as an Attachment are the following: A copy of the Pre-Bid Conference Sign-in Sheet (1 Pages), Revised Bid Schedule Pages B-1 Addendum 1 through B-3 Addendum 1 (3 Pages), Drawing SSP-1 (1 Pages), and Drawing PP-1 (1 Pages).

---

**PRE-BID CONFERENCE MINUTES**

**PROJECT: RUSSELL REGIONAL AIRPORT  
NORTH TERMINAL LANDSIDE IMPROVEMENTS -  
SANITARY SEWER PROJECT  
FLOYD COUNTY BID NO. 14-0619**

**DATE: 10:00 A.M. ON TUESDAY, JUNE 3, 2014**

**1. GREETING:**

Sign-in sheet. *A sign-in sheet was circulated during the meeting for all present to sign.*

2. BID TIME AND PLACE:

June 19, 2014 @ 2:00 PM EST  
Floyd County Purchasing Office  
12 East Fourth Ave, Suite 106  
Rome, Georgia

*It was noted that late bids will not be accepted and that the clock in the Floyd County Purchasing Office will be used to document the time that bids are received.*

3. PROJECT SCOPE:

a. All plans and specifications upon which the bid for this project is based must be dated **October, 2013. No other bidding documents, except for any addenda, issued prior to bid date are valid for this project.**

b. The work called for in the construction documents generally consists of:

**North Terminal Landside Improvements - Sanitary Sewer:**

**The project consists of installing approximately 920 linear feet of sanitary sewer pipe and junction manholes to profile and grades. The proposed system will tie into an existing lift station.**

c. The Bidder's envelope shall contain the signed original of the bidding documents, **as well as two (2) additional copies of the signed original.**

Each Bidder shall present his proposal in a sealed opaque envelope, marked at the lower left hand corner with: **North Terminal Landside Improvements - Sanitary Sewer Project; Bid 14-0619.**

4. FUNDING:

This project will be funded by the United States Department of Agriculture (USDA). Certain requirements apply to this solicitation and will be made a part of any contract awarded.

5. The following items are extremely important and must be addressed and understood.

a. Instructions to Bidders.

b. No Bid for the work may be withdrawn after closing time for the receipt of proposals for a period of Sixty (60) days.

c. Liquidated Damages in the amount of \$1,000 per day will be deducted from money due to or to become due to the Contractor or his Surety for failure to complete the

Work within the stipulated Contract Time as stated in Article 3 of the Contract Form.

d. Insurance requirements (General Conditions, Page 17).

e. Submit weekly payroll and statement of compliance.

6. PAYMENT:

The successful contractor will submit to the Engineer once each month an Application and Certification for Payment for the previous month's work. The Engineer will review the application for payment and if he certifies that it is in order, he will forward it to the Owner for approval within seven (7) days.

7. CONTRACT TIME:

The Contract Time for completion of the **Base Bid is Thirty (30) consecutive calendar days** from the date of the Notice to Proceed.

8. ADDENDUMS:

a. Addendums will be sent to all Contractors on record receiving a plan set.

9. DISCUSSION OF TECHNICAL ITEMS AND QUESTIONS:

Notice to Bidders

It was noted that bids are due no later than Thursday, June 19, 2014, 2014 at 2:00 PM, and that late bids will not be accepted.

The locations where plans and specifications can be viewed were noted.

It was noted that Performance and Payment Bonds will be required of the successful Contractor in an amount equal to 100 percent (100%) of the bid.

Instructions to Bidders

It was noted that the Instructions to Bidders are contained on pages 00200-1 through 00200-12. Bidders were encouraged to familiarize themselves with this section.

Page 00200-5, It was noted that all questions need to be submitted to the Engineer in writing, and that only questions answered by addenda will be binding.

Bid Forms

It was noted that Bidders were provided with a separate, non-spiral bound, single sided duplicate (printed on blue paper) version of the Bid Documents which is to be used for

submitting a Bid. Bidders were reminded that they should not submit the version that is bound into the Project Manual.

Page 00410-2, Bidders were reminded that they are required to acknowledge all addenda in the space provided on this page.

Page 00410-4, Bidders were reminded that a list of those items required to be submitted with the bid are contained on this page.

Page B-1, Bidders were reminded to complete this summary page with totals for the Base Bid.

Pages B-2 to B-3, Bidders were reminded to enter their unit price for each pay item in words on the lines provided below each pay item description, as well as enter the corresponding numerical value on the line provided to the right of each pay item description and carry forward the total to the amount column.

*Bidders are reminded that in case of a discrepancy, the unit price written in words will govern.*

Contractor Affidavit: Bidders were reminded that they must complete and submit the Contractor Affidavit with their Bid.

Subcontractor Affidavit: Bidders were reminded that they must complete and submit the Subcontractor Affidavit with their Bid.

Certificate of Non-Collusion: Bidders were reminded that they must complete and submit the Certificate of Non-Collusion with their Bid.

Bid Bond: It was noted that Bid Security in the form of a Bid Bond equal to 5% of the total Bid is required. It was noted that bidders must use the form of bond contained in the Bid Forms.

Notice of Award, It was noted that the Notice of Award form is provided in the Project Manual (EJCDC C-510), and that this is the form which will be used to provide notice of project award to the successful bidder.

Suggested Form of Agreement, It was noted that the form of Agreement is provided in the Project Manual (EJCDC C-520), and that this is the form of Agreement which will be used between the Owner and Contractor.

Notice to Proceed, It was noted that the form of Notice to Proceed is provided in the Project Manual (EJCDC C-550), and that this is the form which will be used to provide the Contractor with a Notice to Proceed.

Performance & Payment Bonds, It was noted that the form of Performance and Payment Bond is provided in the Project Manual (EJCDC C-610 and EJCDC C-615), and that these are the forms of Performance and Payment Bonds which will be required of the successful Contractor.

Contractors Application for Payment, It was noted that the form of Contractors Application for Payment is provided in the Project Manual (EJCDC C-620), and that this is the form of Application for Payment which will be used on the Project.

Certificate of Substantial Completion, It was noted that the Certificate of Substantial Completion is provided in the Project Manual (EJCDC C-625), and that this is the form which will be used on the Project.

#### Standard General Conditions of the Construction Contract

It was noted that the General Conditions of the contract are contained on these pages (Section EJCDC C-700). Bidders were encouraged to familiarize themselves with the requirements of this section.

#### Supplementary Conditions

It was noted that the Supplementary Conditions of the contract are contained on these pages (Section 00800). Bidders were encouraged to familiarize themselves with the requirements of this section.

#### Change Order

It was noted that the form of Change Order is provided in the Project Manual (EJCDC C-941), and that this is the form of Change Order which will be used on the Project.

#### Division 1 – General Requirements

Bidders were encouraged to familiarize themselves with the requirements of this Section.

#### Division 2 – Technical Specifications

It was noted that Division 2 contains the Technical Specifications for the Project. Bidders were encouraged to familiarize themselves with the requirements of these Specifications, including the Floyd County specifications contained on pages 1-1 through 1-6.

## Appendices

It was noted that the current FAA Advisory Circulars related to Operational Safety on Airports During Construction are presented in Appendix A and B, and that the Wage Rates for the Project are presented in Appendix C.

## General Discussion

The Airport discussed safety procedures for the project. It was noted that the Contractor will not be working near active runways or taxiways, and that the Contractor is to limit his operations to the work are shown on the drawings. It was noted that the Airport does not issue badges, and that the Contractor may use either flashing beacons or flags for use on the equipment.

It was noted that the Airport will provide a radio for the Contractor's use during the work. The Contractor shall return the radio to the Airport in good working condition at the conclusion of the project. If the radio is not returned in good working condition, the Contractor shall replace the radio at no additional cost.

Bid Forms, It was noted that bidders may use the standard AIA form for the Bidder Qualification Statement as indicated in Article 7, Item G, on page 00410-4.

## **END OF MINUTES**

---

---

## **PROJECT MANUAL REVISIONS / CLARIFICATIONS**

Bid Forms. Bidders are instructed to remove Bid Form Pages B-1 through B-3 contained in the Project Manual and replace them with Bid Form Pages B-1 Addendum 1 through B-3 Addendum 1. The Bid Schedule is re-issued to document quantity revisions resulting from the project site visit.

Bid Forms. Page 00410-4. It is clarified that the forms in Article 7, 7.01 H, I, and J are contained in the Project Manual. Bidders are reminded that:

If a bid amount exceeds \$10,000.00 (Ten Thousand and no/100 Dollars), the bidder must complete and submit Form RD 400-6 with their bid. Form RD 400-6 is contained in the Project Manual and is a one page form.

If a bid amount exceeds \$25,000.00 (Twenty Five Thousand and no/100 Dollars), the bidder must complete and submit Form RD 400-6 and Form AD 1048 with their bid. Form AD 1048 is contained in the Project Manual and is a two page form.

If a bid amount exceeds \$100,000.00 (One Hundred Thousand and no/100 Dollars), the bidder must complete and submit Form RD 400-6, Form AD 1048 and Form 1940-Q Exhibit A-1 with their bid. Form 1940-Q Exhibit A-1 is contained in the Project Manual and is a one page form.

Bidders are referred to the form titled “Notice to Prospective Subcontractors or Requirements for Certification of Non-Segregated Facilities”. This is a one page form which is contained in the Project Manual after Form RD 400-6. This form must be completed and submitted with the bid regardless of the value of the bid.

### **CONSTRUCTION DRAWING REVISIONS / CLARIFICATIONS**

Bidders are referred to Drawings SSP-1 and PP-1 which are included as attachments to this Addendum. These Drawings are issued to clarify inclusion of an additional sanitary sewer manhole (Structure B-2A) and revisions associated with the new Structure.

Bidders are referred to Drawing SSP-2. This Drawing has been provided for information purposes only, since the work will require the Contractor to tie to the existing Sanitary Sewer Pump Station. This is an existing pump station.

Bidders are referred to Drawing SSP-1. Bidders are reminded that there are two (2) existing sanitary sewer manholes on the project site (Structures A-1 and B-1) which will require adjustment to bring the rim elevations to proposed grades. Adjustment of these structures will be paid for under Item 4 in the Bid Schedule (Specification 611-3020).

Bidders are referred to Drawing SSP-1. Bidders are advised that payment for the new sanitary sewer manholes (Structures A-2, A-3, B-2A, B-2, and B-3) will be made under Item 6 in the Bid Schedule (Specification 668-3300) and shall include the entire structure, regardless of its height.

---

---

### **THIS CONCLUDES ADDENDUM NO. 1 IN ITS ENTIRETY.**

This Addendum is being transmitted via FedEx to all plan holders. If you have any questions, please direct them to; THE LPA GROUP INCORPORATED at (770) 263-9118.

## SIGN-IN SHEET

Pre-Bid Conference (Bid 14-0619)  
Tuesday, June 3, 2014, 10:00 A.M.

Russell Regional Airport; Rome, Georgia  
North Terminal Landside Improvements - Sanitary Sewer

Name: JAMES MIDRIN	Company: BAKER	
Email: JJMIDRIN@MBAKERCORP.COM		
Office Ph: 770-263-9118	Cell Ph: 678-488-2925	Fax: 770-263-9145
Name: MIKE MATHEWS	Company: FC AIRPORT	
Email: MATHEWSM@FLOYDCOUNTYGA.ORG		
Office Ph: 706-295-7835	Cell Ph: 706-252-4326	Fax: 706-234-8076
Name: NANCY Lam	Company: Floyd County Purchasing	
Email: lamn@floydcountyga.org		
Office Ph: 706-291-5109	Cell Ph:	Fax: 706-290-6099
Name: Tim Kirkpatrick	Company: C.H. Kirkpatrick + Sons	
Email: timkws@yahoo.com		
Office Ph: 678-721-7780	Cell Ph: 770-294-1938	Fax: 678-721-7795
Name: Charles Kirkpatrick	Company: CH Kirkpatrick + Sons	
Email: Kirkpatrick.Charles@yahoo		
Office Ph: 678-721-7780	Cell Ph: 404-558-1407	Fax: 678-721-7795
Name: Jimmie Murray	Company: North GA. Pipeline	
Email: jmmurray@northgeorgiaconcrete.com		
Office Ph: 706-867-1776	Cell Ph: 770-231-9838	Fax: 706-867-1608
Name: Dwight Voyles	Company: Site Engineering Inc.	
Email: dwight@siteengineeringinc.com		
Office Ph: 770-263-7234	Cell Ph: 678-776-8086	Fax: 770-263-0892
Name: Bruce Ivuy	Company: Floyd County	
Email: ivuyb@floydcountyga.org		
Office Ph: 706-236-2474	Cell Ph:	Fax:



**BID SCHEDULE**

**RUSSELL REGIONAL AIRPORT  
NORTH TERMINAL AREA LANDSIDE IMPROVEMENTS  
SANITARY SEWER**

Item No.	Spec. No.	Item Description / (Write Unit Price in Words)	Estimated Quantity	Unit	Unit Price	Amount
----------	-----------	--	--------------------	------	------------	--------

**BID SCHEDULE SUMMARY**

**TOTAL - BASE BID =** \$ \_\_\_\_\_

**GRAND TOTAL =** \$ \_\_\_\_\_

**BID SCHEDULE**

**RUSSELL REGIONAL AIRPORT  
NORTH TERMINAL AREA LANDSIDE IMPROVEMENTS  
SANITARY SEWER**

Item No.	Spec. No.	Item Description / (Write Unit Price in Words)	Estimated Quantity	Unit	Unit Price	Amount
<b>BASE BID</b>						
1	151-1000	MOBILIZATION	1	L. SUM	\$	\$
						<hr/>
						<u>Dollars</u>
						<u>Cents</u>
2	163-MISC	MISCELLANEOUS EROSION CONTROL	1	L. SUM	\$	\$
						<hr/>
						<u>Dollars</u>
						<u>Cents</u>
3	207-0203	FOUNDATION BKFILL MATL, TP II	60	CU. YD.	\$	\$
						<hr/>
						<u>Dollars</u>
						<u>Cents</u>
4	611-3020	RECONSTR SAN SEWER MANHOLE, TYPE I	2	EACH	\$	\$
						<hr/>
						<u>Dollars</u>
						<u>Cents</u>
5	660-0008	SAN SEWER PIPE, 8 IN, SDR26 PVC, INSTALLED COMPLETE	920	LIN. FT.	\$	\$
						<hr/>
						<u>Dollars</u>
						<u>Cents</u>
6	668-3300	SAN SEWER MANHOLE, TYPE I, INSTALLED COMPLETE	5	EACH	\$	\$
						<hr/>
						<u>Dollars</u>
						<u>Cents</u>

**BID SCHEDULE**

**RUSSELL REGIONAL AIRPORT  
NORTH TERMINAL AREA LANDSIDE IMPROVEMENTS  
SANITARY SEWER**

Item No.	Spec. No.	Item Description / (Write Unit Price in Words)	Estimated Quantity	Unit	Unit Price	Amount
<b>TOTAL - BASE BID =</b>					\$	



RUSSELL REGIONAL AIRPORT  
ROME, GEORGIA



Designer: **WBC**  
 Technician: **SMS**  
 Checked by: **JWS**  
 Project Number: **121576**

Notes:

REVISIONS			
No.	Description	Date	By
1	ADDENDUM 1	6/12/14	SMS

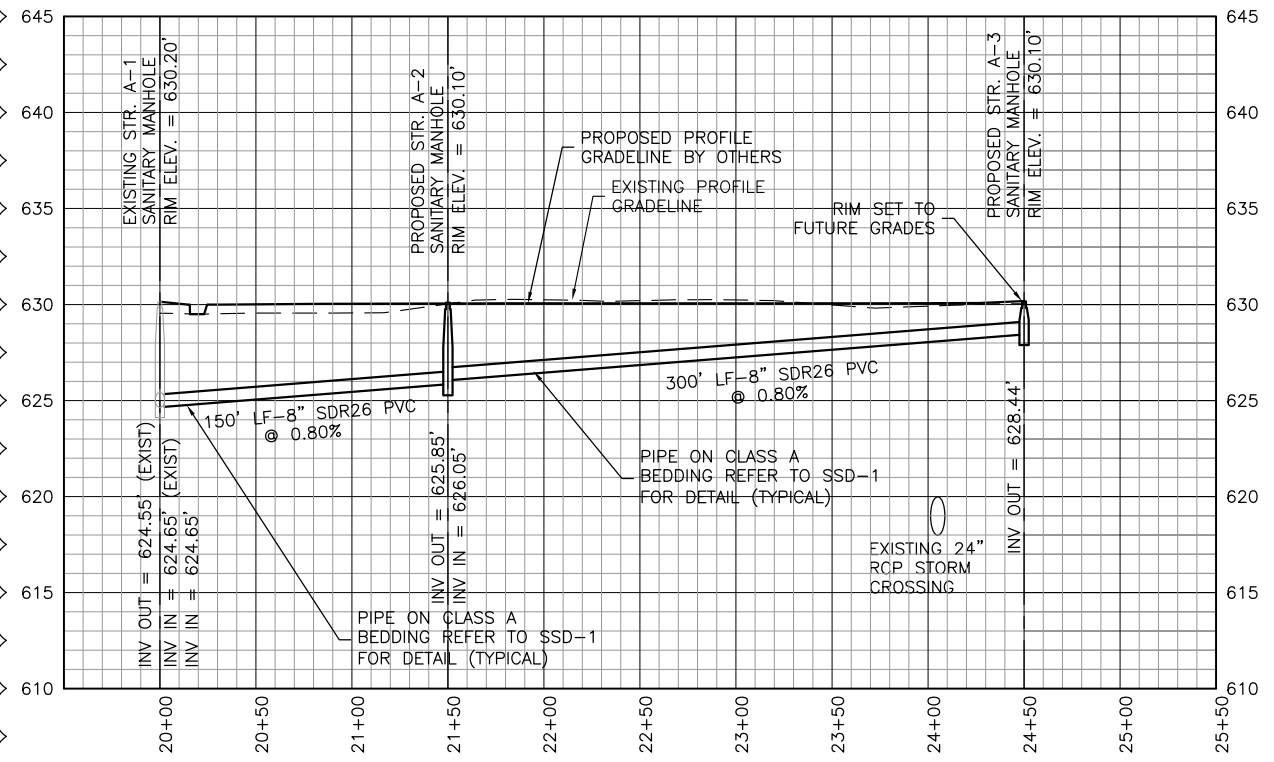
Project Name:  
**NORTH TERMINAL AREA  
LANDSIDE IMPROVEMENTS -  
SANITARY SEWER**

Drawing Name:  
**SANITARY SEWER  
PIPE PROFILES**

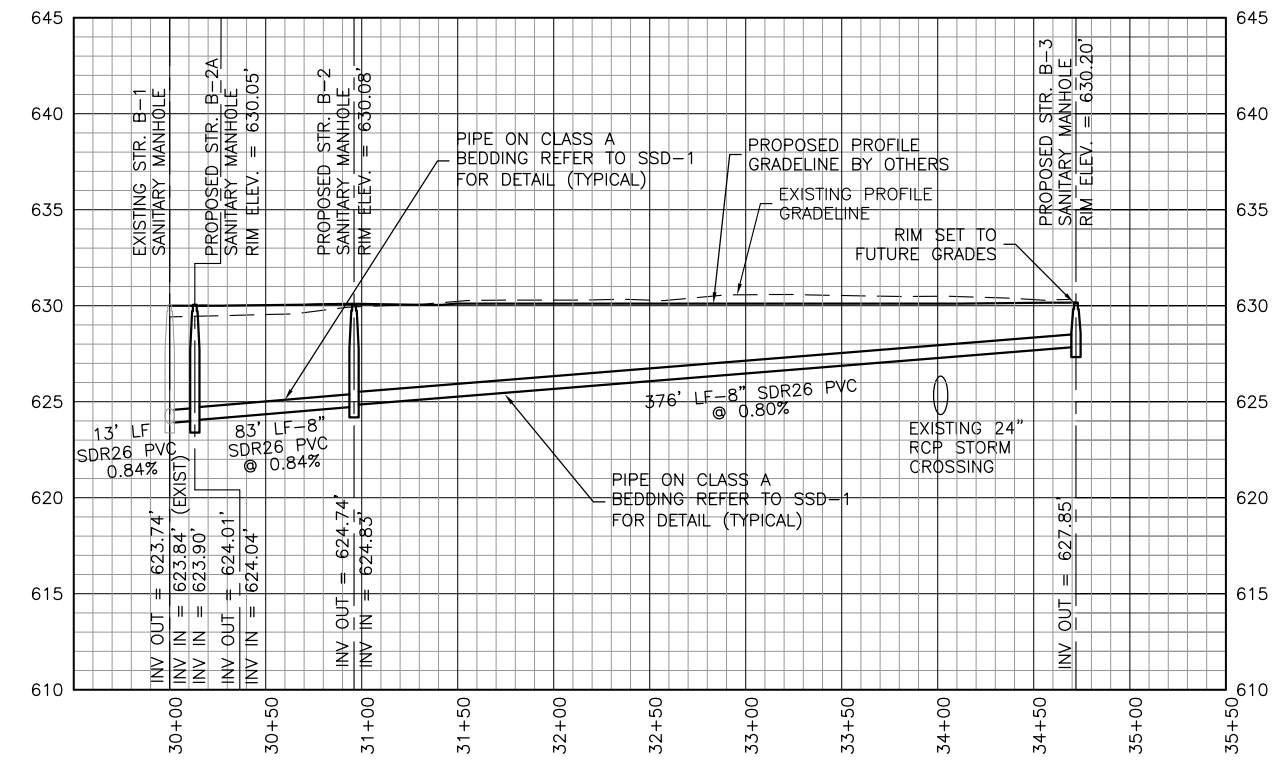
GDOT Project Number:

Date: **OCTOBER, 2013** Sheet Number: **1** of **1**

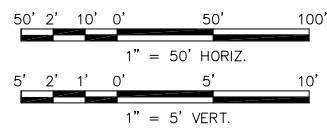
Scale: **AS NOTED** Drawing Number: **PP-1**



**SANITARY SEWER PROFILE STRUCTURES A-1 TO A-3**



**SANITARY SEWER PROFILE STRUCTURES B-1 TO B-3**



Y:\Airports\Floyd Co\121576 - N Term Landside Imp-Sanitary Sewer\Design\Draw\05\_PP-1.dwg Plotted on: Jun 12, 2014 - 7:17am by smsentelle



RUSSELL REGIONAL AIRPORT  
ROME, GEORGIA



Designer:  
**WBC**  
Technician:  
**SMS**  
Checked by:  
**JWS**  
Project Number:  
**121576**

- Notes:
- RIM ELEVATIONS FOR MANHOLE STRUCTURES ARE BASED UPON FUTURE GRADES.
  - CONTRACTOR SHALL MAINTAIN 10 FT SEPARATION BETWEEN WATER MAINS AND SANITARY SEWER MAIN.
  - INSTALLATION OF THE SERVICE LATERAL AND CLEANOUTS IS BY OTHERS.
  - CONTRACTOR SHALL GRADE AROUND STRUCTURE A-3 AND B-3 SO THAT THE PVC MAIN HAS A MINIMUM OF 3 FT OF COVER. THE AREA SHALL BE GRADED TO DRAIN. THE EMBANKMENT SHALL BE THE BACKFILL MATERIAL SPECIFIED ON SSD-1. COST OF EMBANKMENT IS INCIDENTAL TO MAIN AND STRUCTURE.

REVISIONS			
No.	Description	Date	By
1	ADDENDUM 1	6/12/14	SMS

Project Name:  
**NORTH TERMINAL AREA  
LANDSIDE IMPROVEMENTS -  
SANITARY SEWER**

Drawing Name:  
**SANITARY SEWER LAYOUT  
PLAN**

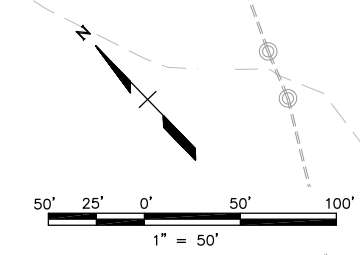
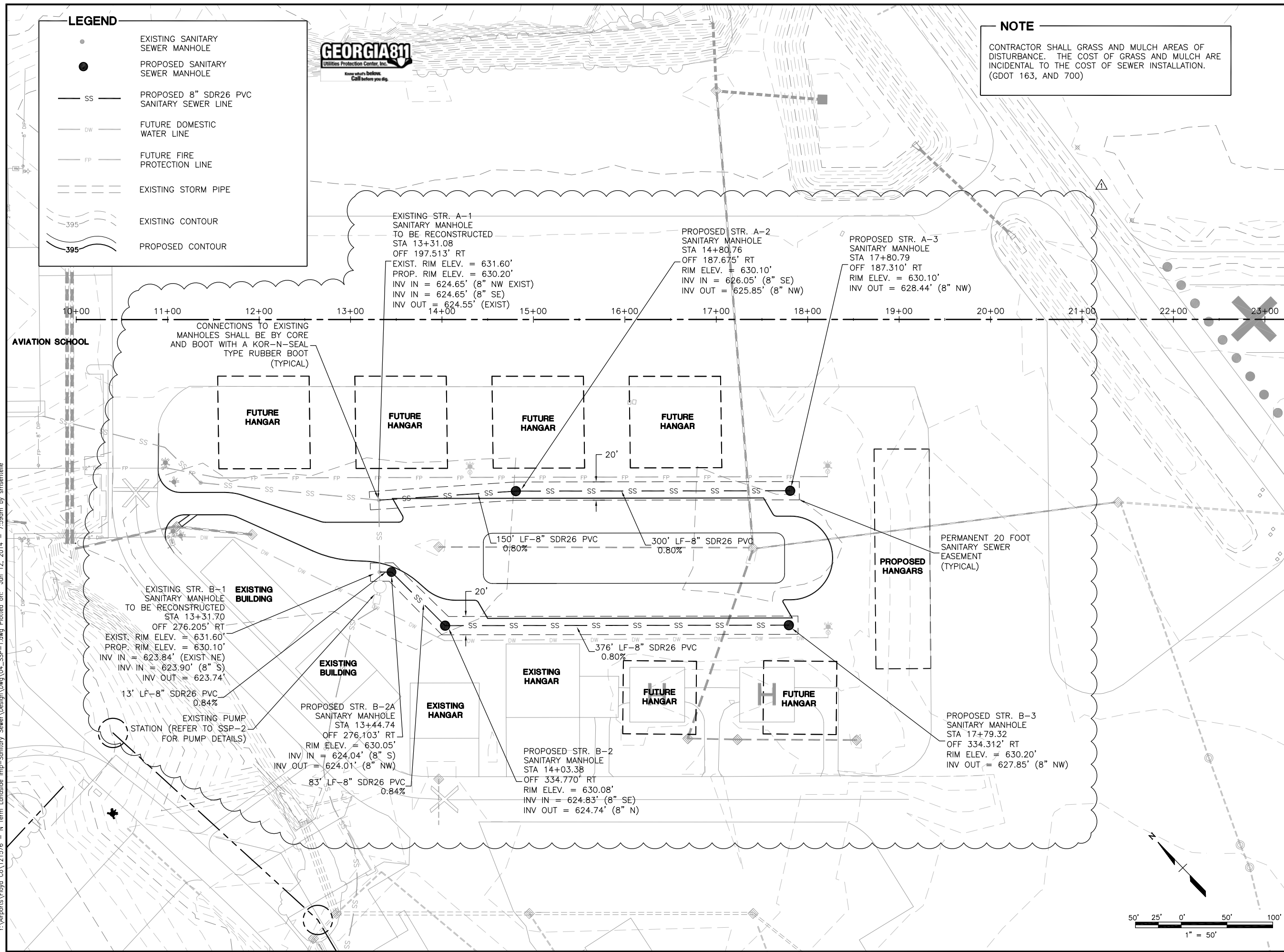
GDOT Project Number:  
Date: **OCTOBER, 2013** Sheet Number: **1** of **2**  
Scale: **1"=50'** Drawing Number: **SSP-1**

**NOTE**  
CONTRACTOR SHALL GRASS AND MULCH AREAS OF DISTURBANCE. THE COST OF GRASS AND MULCH ARE INCIDENTAL TO THE COST OF SEWER INSTALLATION. (GDOT 163, AND 700)



**LEGEND**

- EXISTING SANITARY SEWER MANHOLE
- PROPOSED SANITARY SEWER MANHOLE
- SS PROPOSED 8" SDR26 PVC SANITARY SEWER LINE
- DW FUTURE DOMESTIC WATER LINE
- FP FUTURE FIRE PROTECTION LINE
- EXISTING STORM PIPE
- EXISTING CONTOUR
- PROPOSED CONTOUR



X:\Airports\Floyd Co\121576 - N Term Landside Imp-Sanitary Sewer\Design\Draw\04\_SSP-1.dwg Plotted on: Jun 12, 2014 - 7:59am by smstelle